







PACE OF PLAY GUIDELINES

Golfers! We have 112 ladies playing in our charity tournament. Everyone needs to be very conscious of place of play, so that we can help keep this tournament to under 5 hours! Please read the following guidelines and help us make this the best tournament!

-  Put your clubs up while the NEXT person is hitting their shot and start thinking about what club you will need for your NEXT shot.
-  At the tee box, let the team in the first cart (the one most forward on the cart path) hit first and then they will be ready to move out after the players in the second cart have hit.
-  Play READY GOLF! A lot of you play match play tournaments and it is not necessary to play in a specific order during a regular round of golf. Help your teammates by getting to the selected ball and measuring the distance.
-  Park your golf carts BEHIND the green so that as you finish the hole, you are walking away from play and the team behind you can hit up to the hole. (Valley #3, #5, #16)
-  If you are out of the hole (shamble format), **please pick up. BE AWARE OF YOUR STROKES THAT YOU RECEIVE ON A HOLE SO YOU CAN DETERMINE IF YOU CAN PICK UP.**
-  Two players may move to the next hole and tee off while the other two players finish the hole. This small change will speed up play!

A group will be considered out of position if:

- While on the tee of a par 3 the next group has cleared the next tee
- While on the tee of a par 4 the next group has cleared the green
- While on the tee of a par 5 the next group is on the green

There will be forecaddies on Valley Holes #1, and #7 to help you find any errant shots!

Remember that per USGA rules, you only have 3 minutes to find a lost ball.

These are Scramble holes, so hopefully you will have a ball in play.

All Valley Par 3's will have a sign by where you park your carts telling you the exact distance to the pin.

No need to measure!